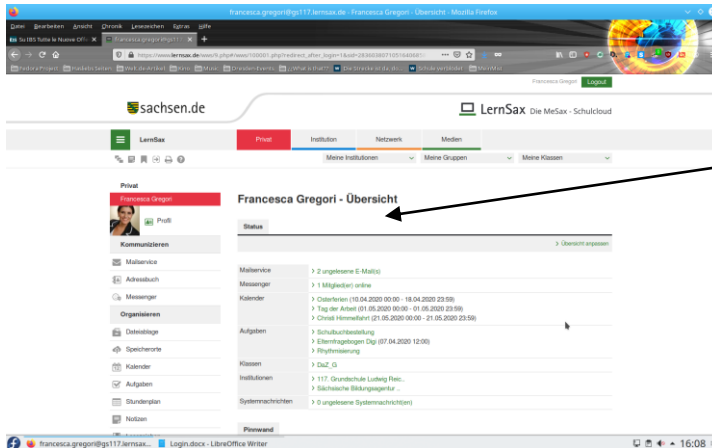
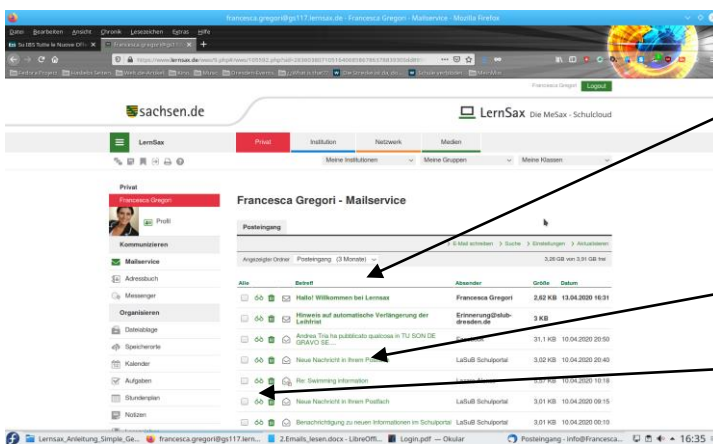


2. LERNSAX:Read e-mails

go to www.lernsax.de and sign in



1-Next to “Mailservice” click on “ungelesen” E-mail

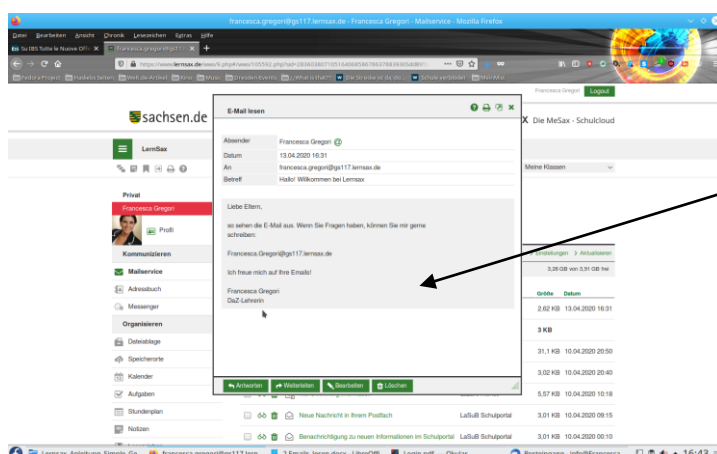


2- Here you will find all of your e-mails

The new e-mails will be (thick, dark green)

And the old email will be (thin, light green)

3- you want to read e-mails, Just click on the glasses.



4- done successfully
This is how the e-mails looks

Read e-mails

Seite 1 von 1